

Construction

Horizontal multi-stage close coupled pump. Single-piece barrel casing in chrome-nickel stainless steel, with front suction port above pumps axis and radial delivery at top. Stages in Noryl.

Applications

For water supply.
For domestic use, for garden use and irrigation.

Operating conditions

Liquid temperature: 0 °C to +35 °C.
Ambient temperature up to +40 °C.
Maximum permissible pressure in the pump casing: 8 bar.
Continuous duty.

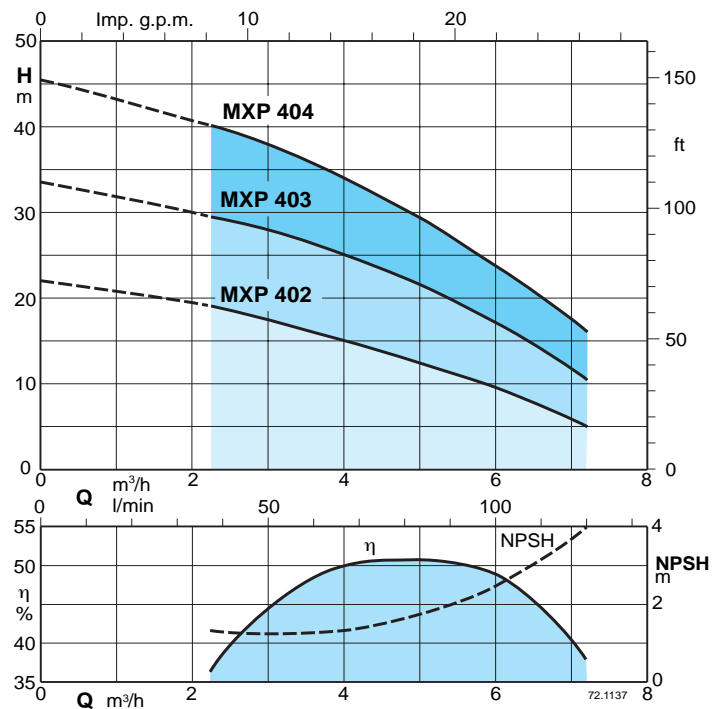
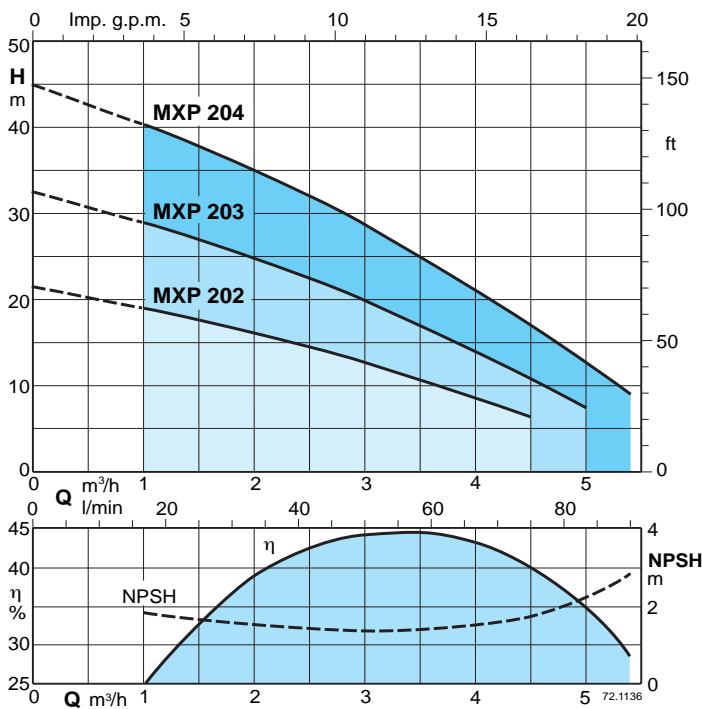
Materials

Component	Material
Pump casing	Cr-Ni steel 1.4301 EN 10088 (AISI 304)
Casing cover	Cr-Ni steel 1.4301 EN 10088 (AISI 304)
Pump Shaft	Chrome steel 1.4104 EN 10088 (AISI 430)
Plug	Cr-Ni steel 1.4305 EN 10088 (AISI 303)
Stage casing	PPO-GF20 (Noryl)
Impeller	PPO-GF20 (Noryl)
Mechanical seal	Carbon - Ceramic - NBR

Motor

2-pole induction motor, 50 Hz (n = 2800 1/min).
MXP: three-phase 230/400 V ± 10%.
MXPM: single-phase 230 V ± 10%, with thermal protector.
Capacitor inside the terminal box.
Insulation class F.
Protection IP 54.
Constructed in accordance with: EN 60335-2-41.

Characteristic curves $n \approx 2800 \text{ rpm}$



Performance $n \approx 2800$ rpm

	3 ~ 230 V 400 V		1 ~ 230 V		P ₁		P ₂		Q	m ³ /h										
	A	A	A	kW	kW	HP	l/min	0		1	1,5	2	2,5	3	3,5	4	4,5	5	5,4	
MXP 202	1,7	1	MXPM 202	2,3	0,45	0,33	0,45	H	m	21,5	19	17,5	16	14,5	12,5	10,5	8,5	6,5		
MXP 203	2,4	1,4	MXPM 203	3	0,63	0,45	0,6		32,5	29	27	25	22,5	20	17	14	11	7,5		
MXP 204	2,8	1,6	MXPM 204	4,2	0,8	0,55	0,75		45	40	37,5	35	32	28,5	25	21,5	17	13	9	

	3 ~ 230 V 400 V		1 ~ 230 V		P ₁		P ₂		Q	m ³ /h								
	A	A	A	kW	kW	HP	l/min	0		2,25	3	3,5	4	4,5	5	6	7,2	
MXP 402	2,4	1,4	MXPM 402	3	0,61	0,45	0,6	H	m	22	19	17,5	16,5	15	14	12,5	9,5	5
MXP 403	2,8	1,6	MXPM 403	4,2	0,9	0,55	0,75		33,5	30	28	26,5	25	23	21,5	17	10	
MXP 404	3,5	2	MXPM 404	5,4	1,2	0,75	1		46	40	38	36,5	34	32	29,5	24	16	

P₁ Max. power input.

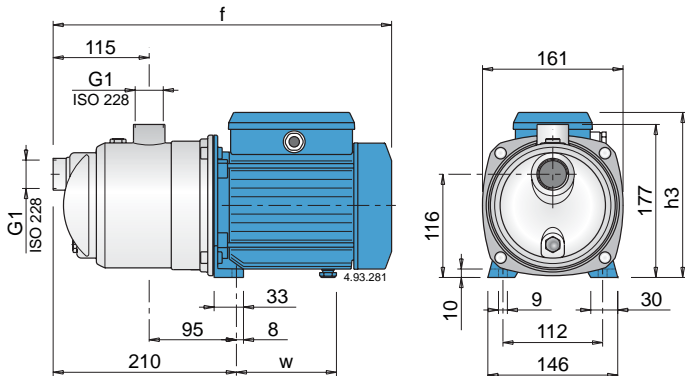
P₂ Rated motor power output.

Test results with clean cold water, without gas content.
+ 0,5 m security margin on NPSH-value is necessary.

Tolerances according to ISO 9906, annex A.

For capacities over 4 m³/h use a suction pipe G 1 1/4 (DN 32).

Dimensions and weights



TYPE	mm			kg	
	f	h3	w	MXP	MXPM
MXP 202 - MXPM 202	362	176	102	5,9	6
MXP 203 - MXPM 203	362	176	102	6,6	6,7
MXP 204 - MXPM 204	391	188	112	8,7	9,6
MXP 402 - MXPM 402	362	176	102	6,5	6,6
MXP 403 - MXPM 403	391	188	112	8,6	9,5
MXP 404 - MXPM 404	391	188	112	9,5	10,5

Extra safety

against running dry, with the suction port above pump axis.

Robust

Single-piece barrel casing.

Compact

Single-piece lantern bracket and base.

Low noise

with the water-filled shroud around the stages.

